

# AUTO

# CLASSIC MODELS

## Features



- Wall mounting
- Easy maintenance
- Continuous operation
- Automatic shutters
- Ball bearing motor
- 5 year warranty



**Air flow:**  
up to 295 m<sup>3</sup>/h  
82 l/s



**Power:**  
from 18 W  
**SFP:**  
from 0.32 W/l/s



**Noise level:**  
from 34 dBA



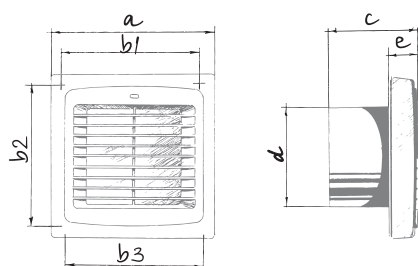
## Options



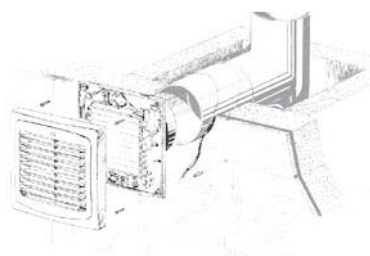
Model	Auto 100/125/150					
Option	S	T	ST	H	SH	IR
Pull-cord switch	•		•		•	
Timer		•	•	•	•	
Humidity sensor				•	•	
Motion sensor						•

- Turn-off delay adjustable from 2 to 30 min.
- Humidity setpoint adjustable from 60 % up to 90 %.
- Detection range from 1 up to 4 m.
- Detection angle up to 100°.

## Overall dimensions and mounting

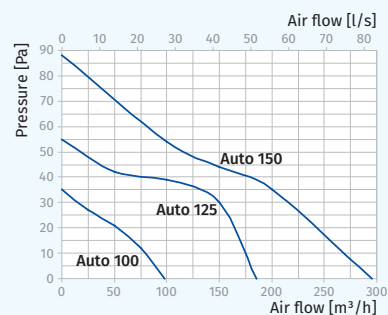


Dimensions [mm]	a	b1	b2	b3	c	Ø d	e
Auto 100	166	150	150	150	90	100	30
Auto 125	186	128	173	174	98	125	33
Auto 150	210	150	195	196	115	150	34



## Technical data

Model	Auto 100	Auto 125	Auto 150
Voltage [V/Hz]	220-240/50	220-240/50	220-240/50
Power [W]	18	22	26
Current [A]	0.085	0.1	0.13
RPM [min <sup>-1</sup> ]	2300	2400	2400
Air flow [m <sup>3</sup> /h (l/s)]	98 (27)	185 (51)	295 (82)
SFP [W/l/s]	0.66	0.43	0.32
Noise level [dBA]	34	35	39



## Designation key

Auto	100	ST
Model	Spigot diameter	Option

## Accessories

### Duct system



BlauPlast

### Flexible air ducts



BlauFlex

### Grilles and hoods



Decor, GM

### Speed controllers



CDT E1.8 MCD 60/0.3

### Clamps



K, KZ